

Red Pump Elementary School's Grade 1 Patriot Program

Name: _____ Teacher: _____ Deadline: _____

To be a patriot means to value and maintain the national identity, culture, and customs of your country. It also means giving back to your community by contributing time, talent, or resources to improve your community.

Students choose and successfully complete 5 of 7 requirements.

CHECK WHEN COMPLETE	DATE COMPLETE	INITIALS OF TESTER	AREA	REQUIREMENT
			1. Pledge of Allegiance <i>Page 2</i>	Recite the "Pledge of Allegiance" from memory and explain the meaning of the word "pledge."
			2. United States Flag <i>Page 2 & Attachment A</i>	Correctly color the flag, explain the symbolism of the stars and stripes, and explain 2 things we cannot do with the flag.
			3. Geographic Locations <i>Page 2, Attachment B</i>	Identify the United States and the state of Maryland on a map and name the city, county and state in which you live.
			4. Government Officials <i>Page 2</i>	Identify the President and Vice President of the United States, and state at least two facts about their jobs.
			5. Symbols and Monuments <i>Page 3</i>	Identify five of eight United States symbols or monuments.
			6. Citizenship <i>Attachment C</i>	Describe a law and why it is important to follow it.
			7. Community Service <i>Attachment D</i>	Choose and complete ONE of the community service projects.

1. The Pledge of Allegiance

Recite the “Pledge of Allegiance” from memory (stand with your right hand over heart and face the flag). Explain the meaning of the word “pledge.”

I pledge allegiance to the Flag of the United States of America and to the Republic for which it stands, one Nation under God, indivisible, with liberty and justice for all.

(Webster’s definition of “pledge” provided for guidance– use your own discretion as to whether the student’s explanation demonstrates understanding):

Pledge: a serious promise or agreement

2. United States Flag

a) Color the picture of the flag using correct colors (Attachment A). Turn it in to your tester.

b) Tell the tester what the stars and stripes symbolize.

The 50 stars represent the 50 states, and the 13 stripes represent the 13 original colonies.

c) Tell the tester two things that should not be done with the United States flag.

Here are some examples: *do not hang upside down, do not drag on the ground, do not burn without permission, do not make into clothing or other things, do not damage in any way.*

3. Geographic Locations

a) Name the town, county and state in which you live.

Bel Air/Forest Hill

Harford County

Maryland

b) Identify the location of the Maryland and of Harford County on a map (see attachment B).

4. Government Officials

Identify the President and Vice President of the United States and state two facts about each.

STUDENT NAME: _____

TEACHER: _____

5. Symbols and Monuments

Correctly identify 5 of these 8 monuments/symbols of the United States.



Liberty Bell
Philadelphia, PA



Bald Eagle



Washington Monument
Washington, D.C.



Statue of Liberty
New York, NY



U.S. Capitol Building
Washington, D.C.



The White House
Washington, D.C.



Uncle Sam




Seal of the President of the United States

STUDENT NAME: _____

TEACHER: _____

Attachment A: United States Flag



STUDENT NAME: _____

TEACHER: _____

Attachment B: Geographic Locations

1) Point to the state of Maryland on this map of the United States.



2) Point to Harford County on this map of Maryland.



STUDENT NAME: _____


TEACHER: _____

6. Citizenship/Attachment C


Describe a law and explain why it is important to follow. Draw a picture of the law in the first box below, and in the second box, explain why it is important to follow.

_____ Law

Illustration



Explain why it is important to follow this law.



STUDENT NAME: _____

TEACHER: _____

7. Community Service/Attachment D

Choose and complete ONE community service project. Fill out and turn in the below form.

- Help out (clean up or set up) for a charitable event, or a PTA project or event.
 - Write a letter to a member of the armed forces, a charity, etc. showing your support.
 - Make/deliver a card to a senior citizen.
 - Visit a nursing home, hospital, or shut in.
 - Help someone in your community that is ill or elderly (mow grass, deliver groceries, put out their trash, shovel snow, etc.) You may NOT receive money for doing this.
 - Participate with your Youth Group (Church, Cub Scout Pack, Girl Scout Troop, 4H Club, etc.) in a service project OR as an individual in a Community Clean Up project.
 - Donate old clothes, toys, books to Goodwill, homeless shelter, etc.
 - Collect non-perishable foods and clothing for local food bank, homeless shelter, etc
-

My Community Service Project

Type of project: _____

Date completed: _____

How I did it: _____

Helpers: _____

STUDENT NAME: _____

TEACHER: _____

